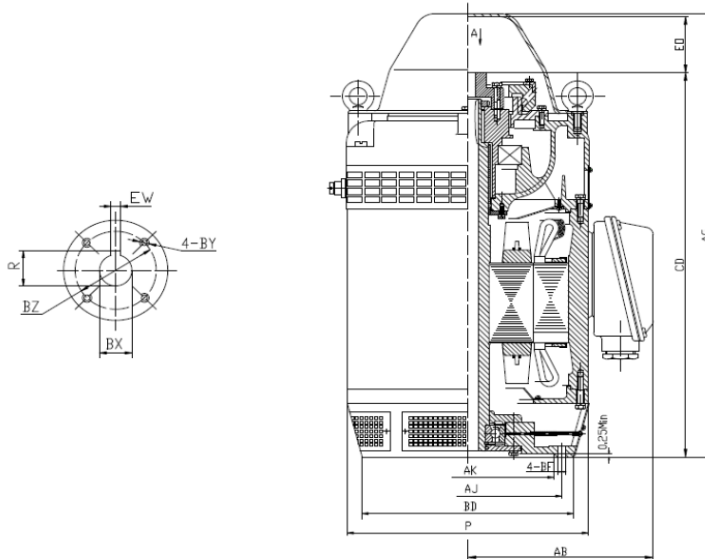


NAE-VHS-60-4-PWS

NEMA Standard Vertical Hollow Shaft Motor

Energy Efficient – Three Phase – ODP – WP1-AC Motor-Suitable for Part Wind Start



DIMENSIONS – INCHES

BD	AJ	AK	BF	BZ	EW	R	BY	CD	EO >	AC
16.5	14.75	13.5	0.69	1.75	0.25	1.367	1/4-20	31.16	4.22	12.65
AA	AF	P	AB	AG	Upper Bearing Oil Capacity		Down Thrust	BX		
3.0	5.83	19.1	15.9	36.0	4.2		5600 lbs	1.25		

NOTE: Optional BX Coupling Dimensions Available.

PERFORMANCE DATA

Three Phase – 60Hz - 460V – NEMA Design B - Max. Ambient: 40° C

HP	Speed	Frame	NEMA Code	Efficiency (%)			Power Factor %			Torque (ft-lb)		
				100%	75%	50%	100%	75%	50%	FLT	BDT%	LRT%
60	1770	364TP	C	92.3	92.1	91.7	87.0	87.0	81.0	243.17	238	190
Amps (460V)		Angular Contact Bearing	Radial Ball Bearing	Insulation Class	Enclosure Type	Service Factor	Weight (lbs)					
FLA	LRA											
70.54	463.0	7224B	6314	F	ODP	1.15	1031					

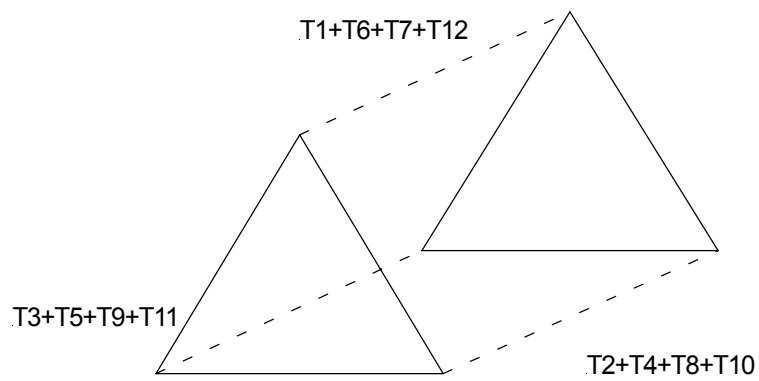


North American Electric, Inc. 350 Vaiden Drive, Hernando, MS 38632

Toll Free: 1-800-884-0405 Phone: 662-429-8049 Fax: 662-429-8546

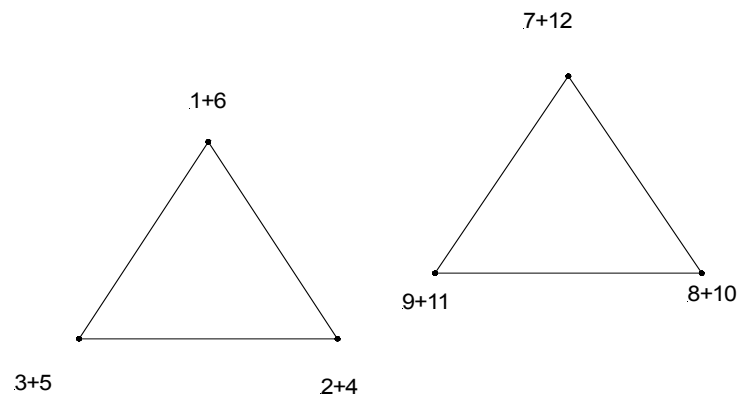
www.naemotors.com

Across The Line Start 12 Lead DELTA Connection 460V 60Hz



L1	L2	L3
T1+T6+T7+T12	T2+T4+T8+T10	T3+T5+T9+T11

Part Wind Start 12 Lead DELTA Connection 460V 60Hz



T1	T2	T3
1+6	2+4	3+5
T7	T8	T9
7+12	8+10	9+11