

**PE587U-350-4C-BB**

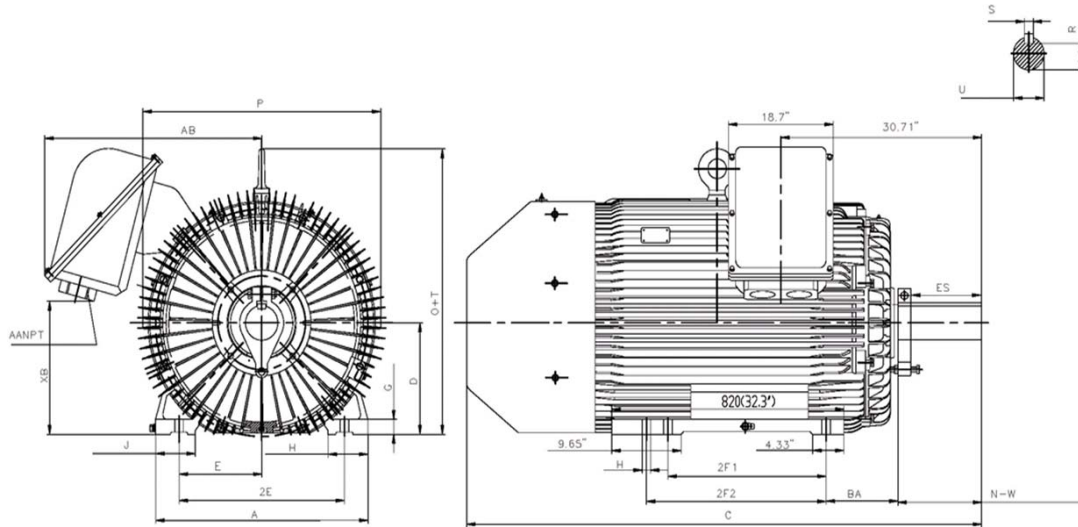
**CRUSHER DUTY MOTOR**

**HIGH TORQUE / PREMIUM EFFICIENCY DESIGN**

**TOTALLY ENCLOSED FAN COOLED**

**HEAVY DUTY CAST IRON CONSTRUCTION**

Factory Certified for T2B Class I, Division II, Groups A,B,C & D and Class II, Division II, Groups F & G



**DIMENSIONS**

HP	RPM	Frame	MOUNTING														
			A	B	C	D	G	H	J	E	2E	2F1	2F2	O	P	T	BA
350	1800	587U	29.53	32.38	71.65	14.50	1.97	1.13	5.51	11.50	23.00	22.00	25.00	41.36	33.07	5.88	10.00

Shaft Extension, Key Set						Conduit Box		Bearings		Mount
U	V	R	S	ES	N-W	AA	AB	DE	ODE	
3.875	11.25	3.817	1.00	10.00	11.63	2 X 3"	28.15	6324	6319	F1

**BEARING LUBRICATION:** The bearings come lubricated with Mobil Polyrex EM Polyurea Grease. It is recommended that you add some additional lubrication when the motor is installed.

Three options (brands) for suitable lubrication include, but are not limited to, the following:

- 1.) Mobil Polyrex EM
- 2.) Citco Polyurea MP
- 3.) Conoco Phillips Polytac EP





## PE587U-350-4C-BB

**CRUSHER DUTY MOTOR**  
**HIGH TORQUE / PREMIUM EFFICIENCY DESIGN**  
**TOTALLY ENCLOSED FAN COOLED**  
**HEAVY DUTY CAST IRON CONSTRUCTION**



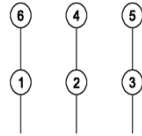
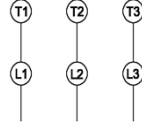


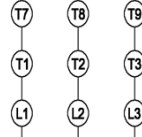
Factory Certified for T2B Class I, Division II, Groups A,B,C & D and Class II, Division II, Groups F & G

### PERFORMANCE DATA

HP	RPM	Frame	Voltage	Frequency (Hz)	Full Load S.F.	Insulation Class	NEMA Design	Slip (%)	NEMA Code	Enclosure Type	IP Rating	Max. Ambient
350	1788	587U	460	60	1.15	F	C	0.7	G	TEFC	55	40° C

Amps (460V)		Efficiency (%)				Power Factor			Torque (ft-lb)			DE Bearing	ODE Bearing	Connection	Weight (lbs.)
FLA	LRA	100%	75%	50%	Min.	100%	75%	50%	FLT	LRT %	BDT %				
378.5	2550	96.2	95.8	95.2	95.4	0.882	0.863	0.824	1389	200	270	6324	6319	12 Lead Δ	4847

### NAME PLATE

 										<b>CONNECTION DIAGRAMS</b>  <b>Across The Line</b> 		
CAT NO: PE587U-350-4C-BB			FRAME 587U			PHASE 3						
DE BRG 6324		ODE BRG 6319		CONN. 12 Lead Δ								
MAX AMB. 40° C		INS. CLASS F		RATING CONT		WEIGHT 4847						
LUBRICATION Mobil Polyrex EM				SER								
60 HERTZ DATA	HP	350	RPM	1788	HP	350	RPM	1490	50 HERTZ DATA			
	VOLTS 460				VOLTS 380							
	F.L. AMPS 378.5				F.L. AMPS 458.2							
	S.F. AMPS 435.3				S.F. AMPS 458.2							
	S.F. 1.15 DESIGN C CODE G				S.F. 1.0 DESIGN C CODE H							
	NEMA NOM.EFF. 96.2 %		NOM. P.F. 0.882		NEMA NOM.EFF. 95.1 %		NOM. P.F. 0.882					
NEMA MIN.EFF. 95.4 %		MAX. KVAR 43.0		NEMA MIN.EFF. 94.4 %		MAX. KVAR 45.1						
Designed specifically for use on crushing and pulverizing equipment and other equipment requiring extremely high starting torques and breakdown torques.										<b>PWS Start</b> 		
ISO9001 CERTIFIED   CC041B Hernando, MS 38632										<b>PWS Run</b> 		

### APPLICATIONS:

Special purpose use on crushing and pulverizing equipment and other industrial equipment requiring extremely high starting torques and breakdown torques.