

**PE587U-450-6C**

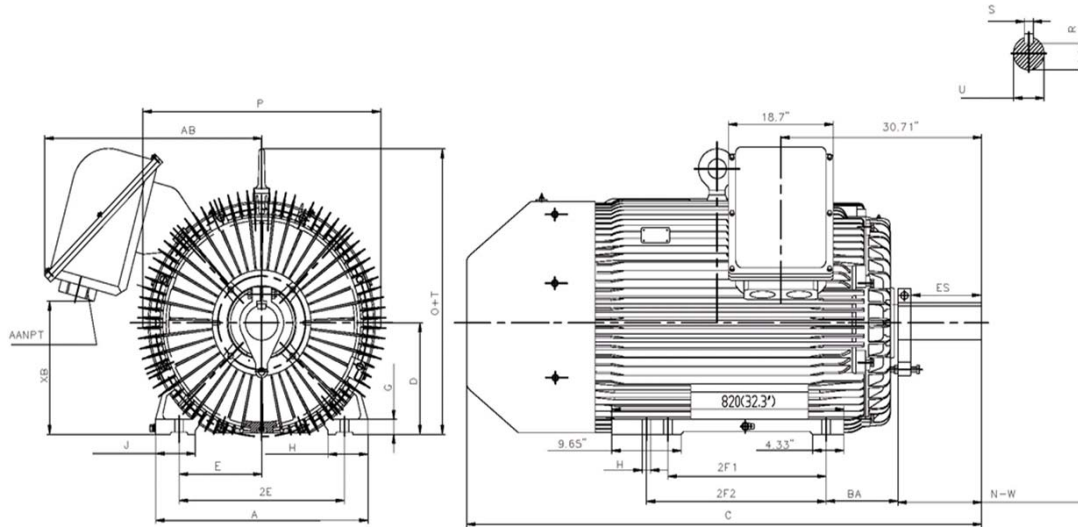
**CRUSHER DUTY MOTOR**

**HIGH TORQUE / PREMIUM EFFICIENCY DESIGN**

**TOTALLY ENCLOSED FAN COOLED**

**HEAVY DUTY CAST IRON CONSTRUCTION**

Factory Certified for T2B Class I, Division II, Groups A,B,C & D and Class II, Division II, Groups F & G



**DIMENSIONS**

HP	RPM	Frame	MOUNTING														
			A	B	C	D	G	H	J	E	2E	2F1	2F2	O	P	T	BA
450	1200	587U	29.53	32.38	71.65	14.50	1.97	1.13	5.51	11.50	23.00	22.00	25.00	41.36	33.07	5.88	10.00

Shaft Extension, Key Set						Conduit Box		Bearings		Mount
U	V	R	S	ES	N-W	AA	AB	DE	ODE	
3.875	11.25	3.817	1.00	10.00	11.63	2 X 3"	28.15	NU324	6319	F1

**BEARING LUBRICATION:** The bearings come lubricated with Mobil Polyrex EM Polyurea Grease. It is recommended that you add some additional lubrication when the motor is installed.

Three options (brands) for suitable lubrication include, but are not limited to, the following:

- 1.) Mobil Polyrex EM
- 2.) Citco Polyurea MP
- 3.) Conoco Phillips Polytac EP





## PE587U-450-6C

**CRUSHER DUTY MOTOR**  
**HIGH TORQUE / PREMIUM EFFICIENCY DESIGN**  
**TOTALLY ENCLOSED FAN COOLED**  
**HEAVY DUTY CAST IRON CONSTRUCTION**



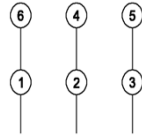
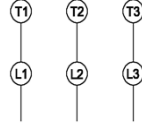


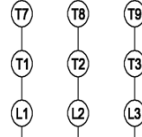
Factory Certified for T2B Class I, Division II, Groups A,B,C & D and Class II, Division II, Groups F & G

### PERFORMANCE DATA

HP	RPM	Frame	Voltage	Frequency (Hz)	Full Load S.F.	Insulation Class	NEMA Design	Slip (%)	NEMA Code	Enclosure Type	IP Rating	Max. Ambient
450	1189	587U	460	60	1.15	F	C	0.9	G	TEFC	55	40° C

Amps (460V)		Efficiency (%)				Power Factor			Torque (ft-lb)			DE Bearing	ODE Bearing	Connection	Weight (lbs.)
FLA	LRA	100%	75%	50%	Min.	100%	75%	50%	FLT	LRT %	BDT %	NU324	6319	12 Lead Δ	6041
504.7	3250	96.2	95.8	95.4	95.4	0.858	0.827	0.763	2692	200	275				

### NAME PLATE

 										<b>CONNECTION DIAGRAMS</b> <b>Across The Line</b> 					
CAT NO: PE587U-450-6C			FRAME 587U			PHASE 3									
DE BRG NU324		ODE BRG 6319		CONN. 12 Lead Δ											
MAX AMB. 40° C		INS. CLASS F		RATING CONT		WEIGHT 6041									
LUBRICATION Mobil Polyrex EM				SER											
60 HERTZ DATA	HP 450		RPM 1189		HP 450		RPM 990								
	VOLTS 460				VOLTS 380										
	F.L. AMPS 504.7				F.L. AMPS 611.0										
	S.F. AMPS 580.4				S.F. AMPS 611.0										
	S.F. 1.15		DESIGN C		CODE G		S.F. 1.0		DESIGN C		CODE H				
	NEMA NOM.EFF. 96.2 %		NOM. P.F. 0.858		NEMA NOM.EFF. 95.0 %		NOM. P.F. 0.858								
	NEMA MIN.EFF. 95.4 %		MAX. KVAR 74.5		NEMA MIN.EFF. 94.3 %		MAX. KVAR 78.5								
Designed specifically for use on crushing and pulverizing equipment and other equipment requiring extremely high starting torques and breakdown torques.										<b>PWS Start</b> 					
ISO9001 CERTIFIED   CC041B Hernando, MS 38632										<b>PWS Run</b> 					

### APPLICATIONS:

Special purpose use on crushing and pulverizing equipment and other industrial equipment requiring extremely high starting torques and breakdown torques.